

FEATURES

- Forged chambers
- Rigid construction
- Laser welded diaphragm
- Optional exotic materials

APPLICATION

- Separation systems
- Isolation applications
- Viscous & corrosive media
- High-pressure applications
- High vibration application

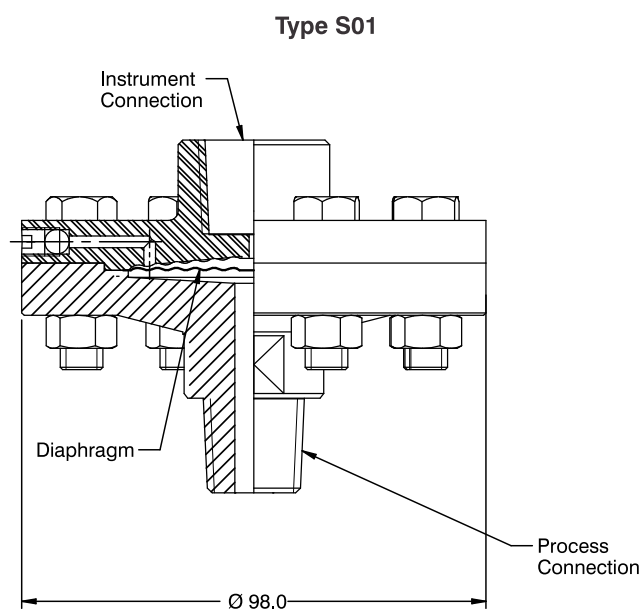
Direct Type, Coupled



STANDARD SPECIFICATIONS

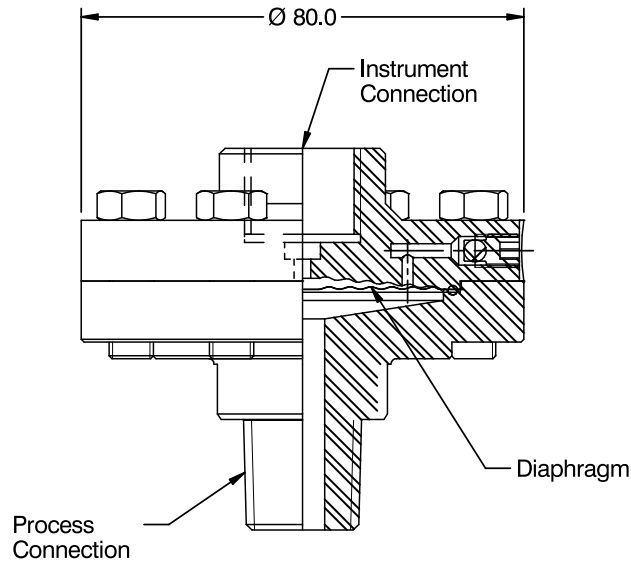
Range type	: -1...0 bar & 0...70 bar
Top chamber material	: AISI 304 SS
Diaphragm	: AISI 316 SS
Gaskets	: PTFE
Bottom chamber material	: AISI 316L SS
Instrument connection	: 1/2" NPT (F)
Sealing fluid	: Silicon DC 200 (-40...205°C)
Process connection	: 1/2"NPT (M)
Protection on wetted parts	: Optional
Assembly	: Direct
Capillary	: Optional
Armour	: Optional
Remote mounting length	: Optional

DIMENSIONAL DRAWING

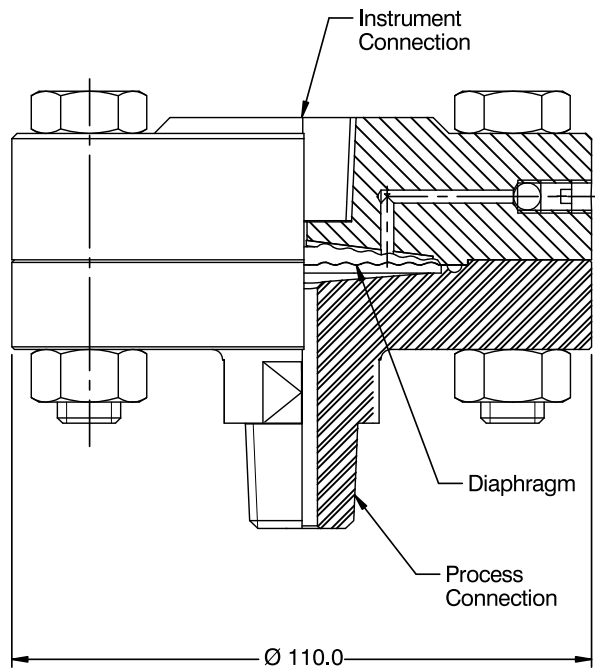


All dimensions are in mm.

Type S02



Type S03



ORDERING CODES

1. RANGE TYPE

S01	-1...0 bar & 0...70 bar
S02	100...160 bar
S03	210...400 bar

S01

2. TOP CHAMBER MATERIAL

LC	AISI 304 SS	LF	AISI 316 SS
LG	AISI 316L SS		

LC

3. DIAPHRAGM MATERIAL

DG	AISI 316L SS	DM	Monel 400
DO	Hastelloy C-276	DQ	Inconel 600
DV	Titanium	DW	Tantalum
D8	Silver coated		

DG

4. GASKETS

RP	PTFE	RM	Metal
-----------	------	-----------	-------

RP

5. BOTTOM CHAMBER MATERIAL

NC	AISI 304 SS	NF	AISI 316 SS
NG	AISI 316L SS	NM	Monel 400
NO	Hastelloy C-276	NV	Titanium
NW	Tantalum	N1	PVC ¹
N2	PTFE ¹	N3	PVDF ¹
N4	Polypropylene ¹		

NF

6. INSTRUMENT CONNECTION

03B	3/8" BSP (F)	04N	1/2" NPT (F)
02B	1/4" BSP (F)	04B	1/2" BSP (F)
02N	1/4" NPT (F)		

04N

7. SEALING FLUID

OA	Silicon DC 200 [-40°C to 205°C]
OF	Food grade oil [-20°C to 140°C]
OG	Glycerine [10°C to 150°C]
OI	Syltherm 800 [-40°C to 315°C]
OL	Silicon DC 710 [7°C to 371°C]

OA

8. PROCESS CONNECTION

12B	1/4" BSP (M)	13B	3/8" BSP (M)
14B	1/2" BSP (M)	15B	3/4" BSP (M)
12N	1/4" NPT (M)	14N	1/2" NPT (M)
15N	3/4" NPT (M)	14M	M20 x 1.5 (M)
17M	M33 x 2.0 (M)	02N	1/4" NPT (F)
04N	1/2" NPT (F)	05N	3/4" NPT (F)
02B	1/4" BSP (F)	04B	1/2" BSP (F)
05B	3/4" BSP (F)		

14N

9. PROTECTION ON WETTED PARTS

PA	PTFE lining on bottom chamber ⁴
PB	PTFE protection for diaphragm
PC	PTFE coating on diaphragm or wetted parts

XX

10. ASSEMBLY

B8	Direct
B9	Remote(capillary)

B8

11. CAPILLARY

OU	AISI 304 SS	OV	AISI 316 SS
-----------	-------------	-----------	-------------

XX

12. ARMOUR

OX	AISI 304 SS	OY	AISI 316 SS
OZ	PVC (Ambient max. 60°C)		

XX

13. REMOTE MOUNTING LENGTH

XXXX	1000 mm up to 6000 mm
-------------	-----------------------

XXXX

14. OTHER OPTIONS

XZ	Dry seal
HL	Helium leak test
TM	Material test certificate 2.2
TC	Material test certificate 3.1
E8	Weld constructed bottom chamber (Eco version)

XX

Ordering Example : D101-S01-LC-DG-RP-NF-04N-OA-14N-XX-B8

NOTES:

1. Pressure rating up to 10 bar. Consult factory for details.
2. Other sealing liquids are available, contact factory for further details.
3. All metal diaphragms are laser welded to the top chamber.
4. While choosing option PA for diaphragm DG, option PB has to be selected mandatory.