

FEATURES

- CE complied microswitch
- SS case & measuring system
- High repeatability
- Externally adjustable set points

APPLICATION

- Oil & Gas applications
- High pressure applications
- Corrosive & Hazardous environments

Indicating Switch



STANDARD PARAMETERS

Accuracy	:	CL 1.0
Ambient temperature	:	-40...+65°C (without dampening liquid)
Service temperature	:	300°C max.
Pressure limits	:	Steady pressure up to FS value
	:	Fluctuating pressure up to 90% of FS value
	:	Short time 1.3 x FS value for range up to 100 bar
	:	Short time 1.15 x FS value for range above 100 bar
Weld joints	:	TIG argon arc welding

MATERIAL OF CONSTRUCTION

Sensing element	:	Bourdon Tube (<100 bar : C - type, >100 bar : Helical)
Case & Ring material	:	AISI 304 SS (Bayonet type)
Bourdon tube & Shank	:	AISI 316L SS (Shank welded directly to case)
Switch type	:	Snap action type microswitch
Movement mechanism	:	Cu-Alloy
Dial	:	Aluminum, black graduation on white background
Pointer	:	Micro-zero adjustable, aluminum, black powder coated
Gaskets & filling plug	:	Neoprene
Window	:	Shatterproof safety glass

STANDARD SPECIFICATIONS

Dial size	:	DN100 / DN150
Range	:	-1...0...600 bar
Mounting pattern	:	Direct, Bottom connection
Process connection	:	½" NPT (M)
Ingress protection	:	IP 65
Execution	:	Dry
Switch type	:	1 SPDT
Supply rating	:	250VAC/15A, 220VDC/0.2A
Electrical termination	:	4 pin PG 13.5 connector

TEMPERATURE EFFECT

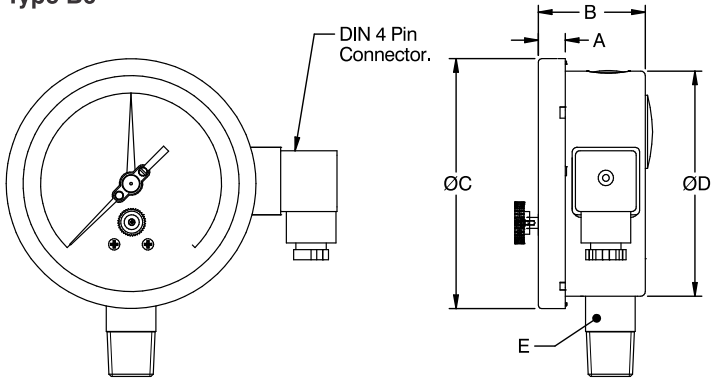
When temperature of the measuring system deviates from reference temperature (+20°C) max error $\pm 0.4\%$ / 10K of true scale value.

REFERENCE

EN 837-1

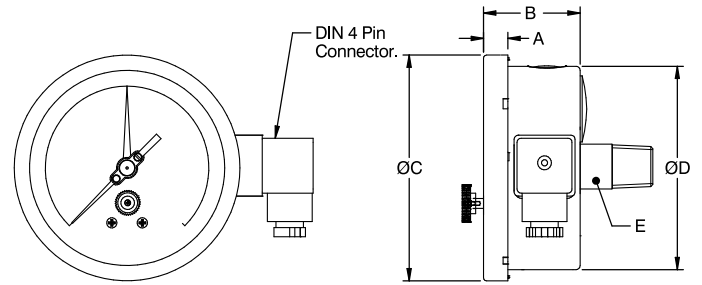
DIMENSIONAL DRAWING

Type B0



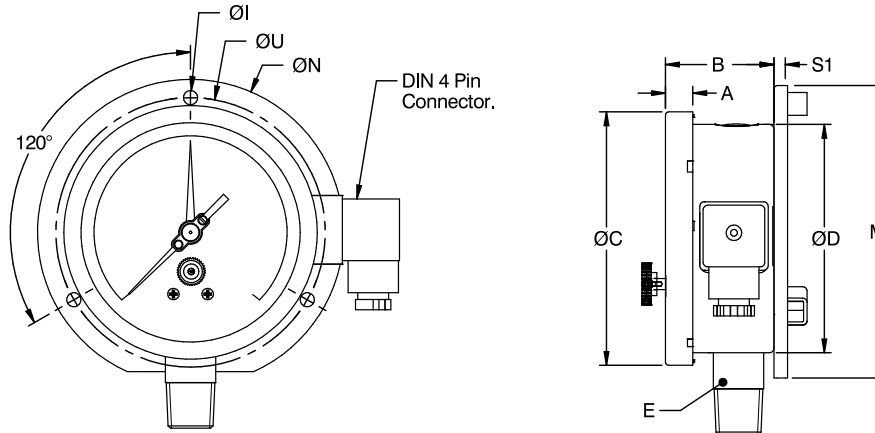
DN	A	B	ØC	ØD	E	Weight (grams)
100	12	61	111	100	SQ.22	639
150	15	61	161	149	SQ.22	1033

Type R0



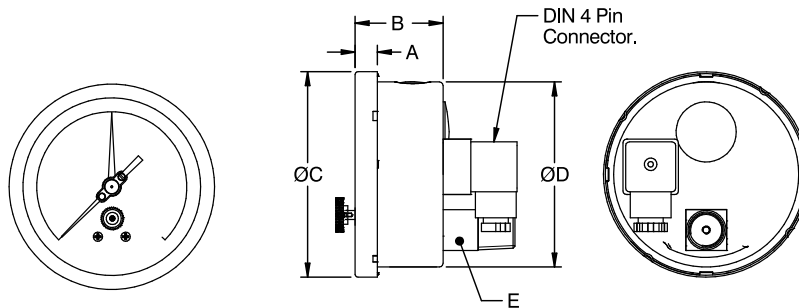
DN	A	B	ØC	ØD	E	Weight (grams)
100	12	61	111	100	SQ.22	639
150	15	61	161	149	SQ.22	1033

Type B1



DN	A	B	ØC	ØD	E	ØI	M	ØN	S1	ØU	Weight (grams)
100	12	61	111	100	SQ.22	6	128	134	6	118	746
150	15	61	161	149	SQ.22	6	172.4	186	6	168	1213

Type L0



DN	A	B	ØC	ØD	E	Weight (grams)
100	12	61	111	100	SQ.22	639
150	15	61	161	149	SQ.22	1033

All dimensions are in mm.

ORDERING CODES

1. DIAL SIZE

04 100 mm / 4"
06 150 mm / 6"

04

2. RANGE

XXX Refer "Range Table"

XXX

3. MOUNTING PATTERN

B0 Direct, Bottom connection
B1 Wall/Surface/Projection mounting
R0 Centre, Back connection
L0 Lower, Back connection

B0

4. PROCESS CONNECTION

14B 1/2" BSP (M)
14N 1/2" NPT (M)

14N

5. INGRESS PROTECTION

ER IP 65

ER

6. EXECUTION

EA Dry

EA

7. OTHER OPTIONS

BA Case & Ring in AISI 316 SS (B0)
EN Dampening screw, AISI 316 SS
XF SS tag plate, AISI 304 SS
XG SS tag plate, AISI 316 SS
XR Custom designed dial
XT Dial tag marking
TA 5 - point calibration certificate
TC Material test certificate 3.1
TM Material test certificate 2.2
TN Tested to NACE standards
TO Certification for Oxygen service
G6 6 pin, M20x1.5mm connector

XX

Ordering Example : P504-04-XXX-B0-14N-ER-EA

NOTES

1. For other connections, please contact factory.