


FEATURES

- All SS construction
- 4 variable designs

APPLICATION

- Heat dispenser for gauges, switches & transmitters

All Stainless Steel Design

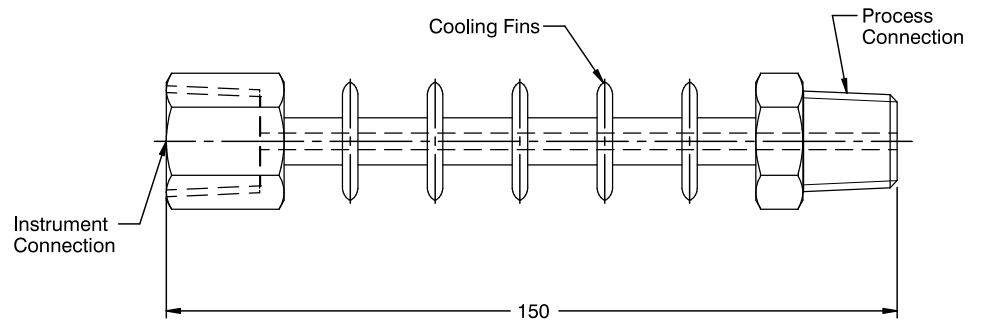


STANDARD SPECIFICATIONS

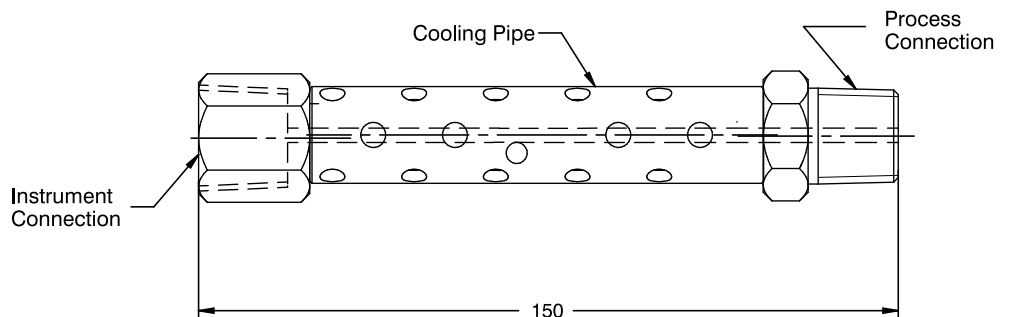
Type	: Pattern 1 (Fin type)
Material	: AISI 316 SS
Instrument connection	: 1/4" NPT (F)
Process connection	: 1/4" NPT (M)
Maximum working pressure	: 1000 bar
Maximum working temperature	: 300°C

DIMENSIONAL DRAWING

Pattern 1

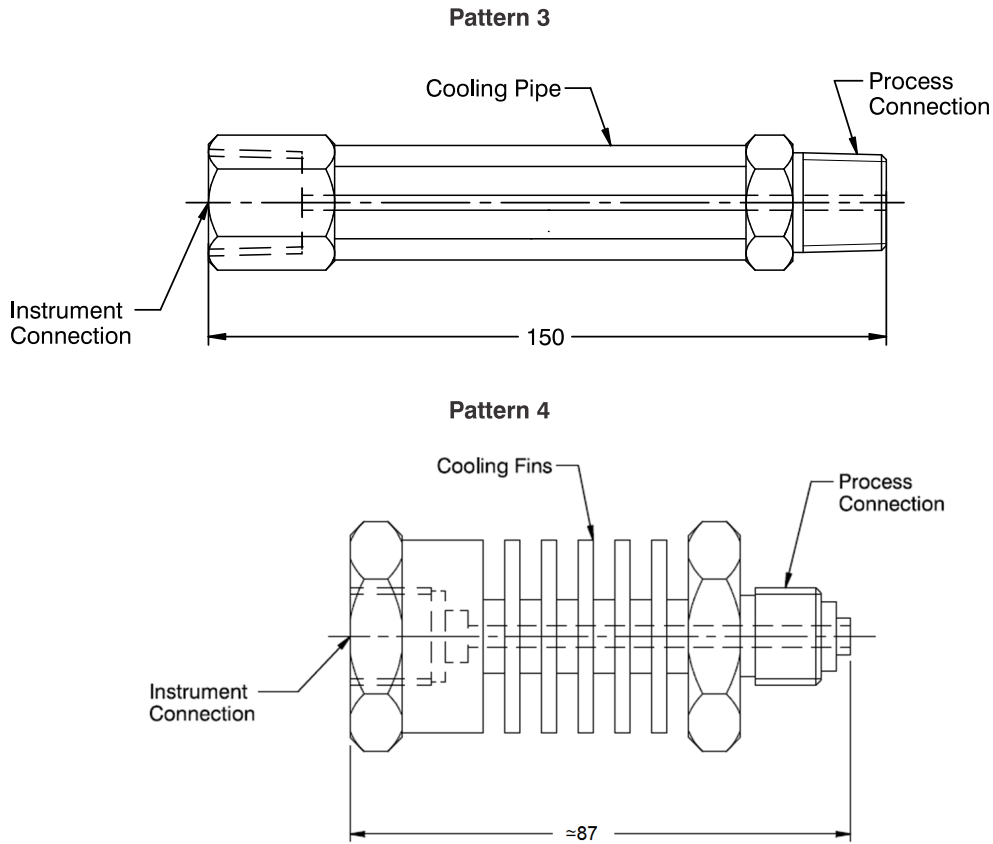


Pattern 2



All dimensions are in mm

DIMENSIONAL DRAWING



All dimensions are in mm

ORDERING CODES

1. TYPE

- 1 Pattern 1 (Fin type)
- 2 Pattern 2 (Perforated type)
- 3 Pattern 3 (Capillary + pillar outer)
- 4 Pattern 4 (Miniature Fin type)

1

2. MATERIAL

- MF AISI 316 SS
- MG AISI 316L SS

MF

3. INSTRUMENT CONNECTION

- 02B 1/4" BSP (F)
- 03B 3/8" BSP (F)
- 04B 1/2" BSP (F)
- 02N 1/4" NPT (F)
- 03N 3/8" NPT (F)
- 04N 1/2" NPT (F)
- 04M M20x1.5 mm (F)

02N

4. PROCESS CONNECTION

- 12B 1/4" BSP (M)
- 13B 3/8" BSP (M)
- 14B 1/2" BSP (M)
- 12N 1/4" NPT (M)
- 13N 3/8" NPT (M)
- 14N 1/2" NPT (M)
- 14M M20x1.5 mm (M)

12N

5. OTHER OPTIONS

- TC Material test certificate 3.1
- TM Material test certificate 2.2
- TN Tested to NACE standards
- TO Certification for Oxygen service
- XM Marking by engraving
- XL Marking by laser

XM

Ordering Example : A203-1-MF-02N-12N-XM

NOTES:

- 1. Other process connections are available through adaptors.